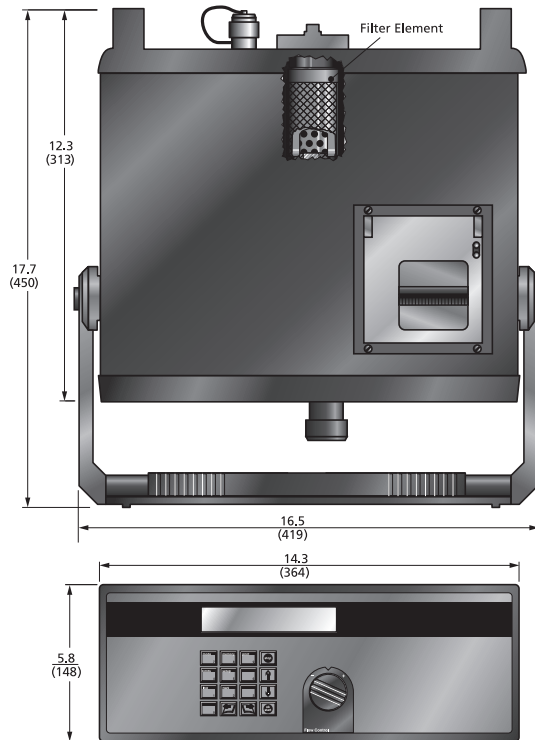


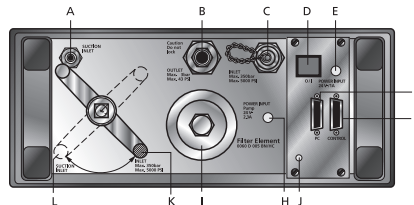
TestMate® Series

TPM TestMate® Particle Counter



Metric dimensions in ().

- A = Suction Inlet (suction port)
- B = Outlet (return flow to tank)
- C = Inlet (high pressure port)
- D = On/Off Switch
- E = Power Supply Connection (main)
- F = PC Connector (serial port)
- G = Control Connector



- H = Power Supply Connection (pump)
- I = Filter Cover
- J = Case Ground
- K = Ball Valve (for INLET/high pressure port)
- L = Ball Valve (for SUCTION INLET/suction port)

Description

The TPM is a portable particle counter with an integrated pump that can be used in-line to measure contamination levels of hydraulic fluid. Particles are measured at the 4, 6, and 14 micron sizes, with results available in ISO 4406 (1999) and SAE AS 4059, as well as several other options. Various programming options are available, including the ability to activate or de-activate system functions when contamination reaches a user-specified level. It is equipped with a built-in printer to provide instant documentation and an RS-232 serial port for data transfer. A custom software package is also included for trend analysis on a PC. The unit's robust packaging includes a folding handle which doubles as a stand to provide optimal viewing.

Features

- Measures and counts solid contaminants in hydraulic and lubrication oil
- Completely portable for in-plant and field use
- Provides in-line counts for continuous measurement
- Built-in printer provides results of particle count for archive
- Unit can be programmed to activate a relay when the contamination level reaches target value
- Data can be analyzed using Schroeder software or MS-Excel software for single incidence or for trending

Applications

- Preventive maintenance
- Troubleshooting
- Roll off cleanliness of mobile and industrial equipment
- Proof of clean fluid delivery
- Flushing of existing equipment

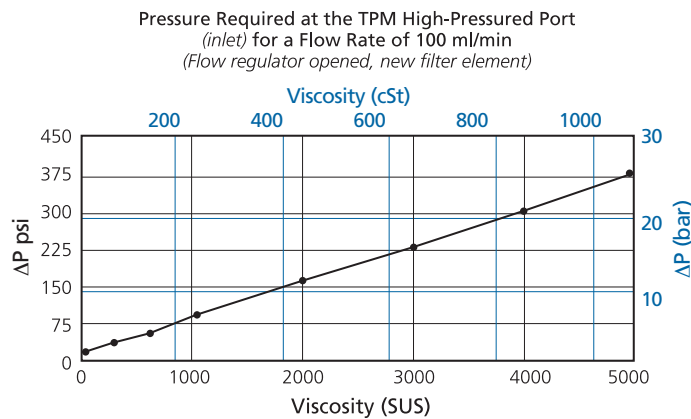
TestMate® Series

Particle Size Channels:	4 $\mu\text{m}_{(c)}$ / 6 $\mu\text{m}_{(c)}$ / 14 $\mu\text{m}_{(c)}$ / 21 $\mu\text{m}_{(c)}$
Measurement Range:	ISO 13/11/10 to 23/21/18 (SAE 2 to 12)
Indication Range:	ISO 12/10/9 to 25/23/21 (SAE 2 to 15)
Accuracy:	$\pm 1/2$ class (ISO, SAE)
Calibration:	ISO 11943
Recalibration:	1 to 2 years, dependent on customer's quality policy
Log Memory:	Internal memory can accommodate up to 3000 measured values / 100 Test Headers
Inlet Operating Pressure:	45 to 5000 psi (3.1 to 344.8 bar)
Outlet Flow Rate:	800 mL/min max
Outlet Operating Pressure:	45 psi (3.1 bar) backpressure max
Measurement Flow Rate:	50 to 150 mL/min
Permissible Viscosity Range:	50 to 5000 SUS (inlet port, see graph below)
Fluid Temperature Range:	32°F to 160°F (0°C to 70°C)
Power Supply:	24 VDC, $\pm 25\%$ or 110 VAC with supplied adapter
Power Consumption:	75 Watt max
Battery Powered Operating Duration:	5 hours
Serial Port:	RS-232 with 15-pin Sub D plug
Ambient Temperature Range:	32°F to 130°F (0°C to 55°C)
Storage Temperature Range:	-4°F to 185°F (-20°C to 85°C)
Relative Humidity:	90%, non-condensing max
IP Class (Protection Type):	IP40
Weight:	30 lbs (13.6 kg)

Specifications

TCM
TCM-FC
TMU
TPM
TIM
CTU
TWS-C
ET-100-6
HMG 3000
EPK
HTB
GS
Trouble Check Plus
Test Points
Adapters
Hose Joiners
Microflex Hose

The minimum inlet pressure required to achieve a flow rate of 100 mL/min for a given viscosity can be found by referring to the graph at the right. The required inlet pressure increases with increasing clogging of the filter element.



Pressure Requirement

Pressure Limiters
Pressure Gauges
Test Kits
Probalizer
Filtration Station
MFS, MFD
AMS, AMD
KLS, KLD
AKS, AKD

	MODEL CODE
Includes TestMat® Particle Counter (TPM), Integrated pump and accessory kit (adapter, inlet & outlet hose, software package, PC cable, and carrying case).	TPM-H
Transport Case	TPM-100
	SPARE PARTS
Printer Paper (5 rolls)	00349155
Printer Ink Ribbon	00349156
Line Adapter 110 V	03090803
Inlet Suction Hose 9" (.25 m)	03036098
High Pressure Hose 6.5' (2 m)	00349150
Return Hose 6.5' (2 m)	00349151
Inlet Suction Hose 9" (25 m)	03036098

Model Number Selection

KLC
X Series
MTS
HFS
SVD
TDS-A
TDS-E
IXU
Appendix

BOLD part numbers indicate IN STOCK