

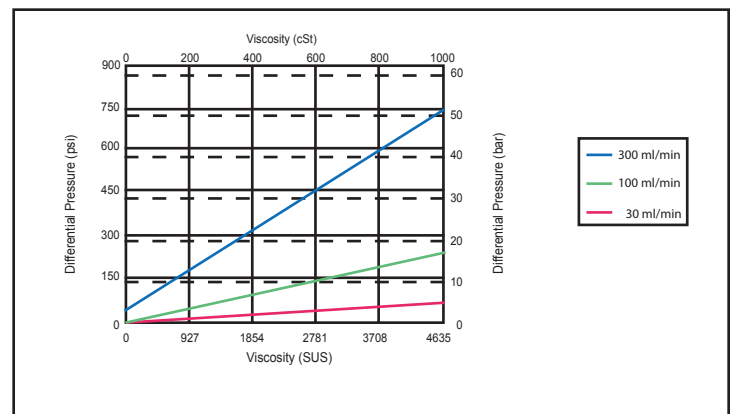
# Preventive Maintenance In The Palm Of Your Hand

*Optically measures solid particle  
contamination in hydraulic and lubricating  
fluids with Schroeder's TestMate® Contamination Monitor*



Don't let the size of Schroeder's TestMate Contamination Monitor (TCM) fool you! It is among the newest generation of particle monitors that continuously measure solid contamination in fluid. Enclosed in a 4 inch diameter case, the TCM utilizes an optical sensor and measures particles in four sizes: >4, >6, >14 and >21 microns. Measurement results can be output as a contamination code according to ISO 4406 : 1999 or SAE AS 4059 (D).

The TCM is designed for connection to hydraulic and lubrication lines with pressures up to 4350 psi (300 bar) and viscosities up to 4635 SUS (1000 cSt). The unit requires that a small flow of oil (between 30 ml/min and 300 ml/min) is diverted for measurement purposes.




The TestMate Contamination Monitor provides the user with a smaller, tougher and more versatile stationary sensor. It provides instantaneous readings and is able to self-diagnose continuously with error indication via the status LED.

The attractive cost-to-performance ratio makes it especially applicable for OEM applications. Online, real-time condition monitoring allows you to have total predictive maintenance.

## Features:

- Measures Particles In Four Sizes: >4, >6, >14, >21 microns
- Pipe or Wall Mounting
- ISO or SAE codes can be output in 4-20 mA analog signal
- Compatible with Standard Mineral Fluids & Phosphate Esters
- Display & Keypad can be rotated
- Inlet & Outlet Ports are Interchangeable (bi-directional)



Standard TCM includes:  
Unit, CoCos Software, Operation  
Manual and Calibration Certificate



## Applications:

- Construction Equipment
- Agricultural Machinery
- Mobile and Stationary Mining Equipment
- Test Benches
- Industrial Hydraulic Systems
- Combination with Filter Unit
- Any hydraulic system that requires on-line monitoring

## TestMate® Contamination Monitor Specifications:

|                             |  |
|-----------------------------|--|
| Measuring Range:            | Display ISO ranges between 28/27/26 and 9/8/7<br>Calibration within the range ISO 13/11/10 to 23/21/18   |
| Self-Diagnosis:             | Continuously with error indication via status LED  |
| Inlet/Outlet                | 4350 psi (300 bar) max.  |
| Connections                 | Inlet: ISO 228 G1/4 Threaded<br>Outlet: ISO 228 G1/4 Threaded  |
| Sensor Flow Rate            | 30 to 300 ml/min   |
| Permissible Viscosity Range | 0 to 4635 SUS (1 to 1,000 cSt)   |
| Fluid Temperature Range     | 32° to 185° F (0° to +85° C)   |
| Power Supply Voltage        | 9 to 36 VDC residual ripple <10%   |
| Power Consumption           | 3 WATT max.  |
| Electrical Outputs          | 4 to 20mA Analog; 0 to 10V Analog (option)<br>RS485 for communication with CoCos 1000 software   |
| Electrical Specifications   | 4 to 20 mA Analog output (max. burden 300Ω);<br>0 to 10 V output (min. load resistor 820Ω)<br>Limit switching output (Power MOSFET): max. current 1.5A |
| Ambient Temperature Range   | -22° to 176° F (-30° to +80° C)  |
| Storage Temperature Range   | -40° to 176° F (-40° to +80° C)  |
| Relative Humidity           | max. 95%, non-condensing   |
| Seal Material               | Mineral Oil: FPM<br>Phosphate Ester: EPDM  |
| Electrical Safety Class     | III (low voltage protection)   |
| IP Class                    | IP67   |
| Weight                      | 2.9 lbs (1.3 kg)   |

All models feature an analog electrical output and an RS485 interface for outputting the measured contamination levels and error codes. Additionally, an electronic switching output can be configured to alert the operator about rising or falling contamination levels.

## Model Code Selection:

| Model   | Display  | Fluid  | Output                    | Option                           |
|---------|--|--|---------------------------|----------------------------------|
| TCM     | D= display<br>X= no display  | H = Hydraulic Fluids<br>E = Phosphate Esters (EPR seals) | A = 4-20 mA<br>V = 0-10 V | Omit = Std in-line<br>M = Flange |
| TCM-FC* | Flow Conditioning Manifold (includes: TCM-D-H-A mounted to a manifold) |  |                           |                                  |

TCM-FC - Manifold will have pressure compensated flow control and orifices for flow conditioning. Customer is required to supply power (9-36 VDC) and pressure 100 psi or greater.

### Example: TCM-D-H-A-M

An ISO 9001:2008 Certified Company

[www.schroederindustries.com](http://www.schroederindustries.com)



# Additional Accessories Available For Use With TCM

## Flow Conditioning Manifold (TCM-FC)



### FEATURES

- Manifold has pressure compensated flow control and orifices for flow conditioning.
- Customer only needs to supply power (9-36 VDC) and pressure 200 psi or greater
- Allows installation in only minutes
- Compensates for varying pressures, flow rate, and viscosities

### WHAT'S INCLUDED

TCM-D-A, manifold, TCM-C-3M, 2 pcs. 4mm 1620 microflex hose (p/n SM4-1620-035) and 2 test points (p/n SP1620UN716VM) for installation into customer's system.

## Flow Conditioning Manifold with Water Sensor (TCM-FC-W)



### FEATURES

- Manifold has pressure compensated flow control and orifices for flow conditioning.
- Customer only needs to supply power (9-36 VDC) and pressure 200 psi or greater
- Allows installation in only minutes
- Compensates for varying pressures, flow rate, and viscosities
- Manifold has water sensor TWS-C installed for measurement of percentage saturation

### WHAT'S INCLUDED

TCM-D-A, manifold, TCM-C-3M, 2 pcs. 4mm 1620 microflex hose (p/n SM4-1620-035), TWS-C, TWS Power & Communication cable and 2 test points (p/n SP1620UN716VM) for installation into customer's system.

## Communication Kit (TCM-RS485/USB)



### FEATURES

- Enables the user transfer data from TCM to PC
- Enables user to change TCM settings
- Enables user to have real time monitoring & data storage

*Note: Not shown in photo is transport case & CoCoS software.*

### WHAT'S INCLUDED

Converter box, 115 VAC to 24 VDC adapter, USB driver, CoCoS 1000 software, communication & power cables, case

## TCM-WIFI



### FEATURES

- Connect any TCM to an 802.11b/g wireless network
- Connect to TCM from anywhere on the customer's network including VPN connections for off-site monitoring
- Fully compatible with CoCoS 1000
- Monitor ISO and SAE cleanliness codes
- Change TCM settings, download history log, and save values in real-time

### WHAT'S INCLUDED

Wireless Access Point, Antenna, Power Cable and M12 x 8 cable



### Cable (TCM-C-3M)



Cable includes leads for power & communication

#### WHAT'S INCLUDED

9.8 ft.(3 m) length cable with M12x8 pin electrical connector on one end and flying leads on the other

### Power Adapter (TCM-PS)



Allows user to connect TCM to standard wall outlet


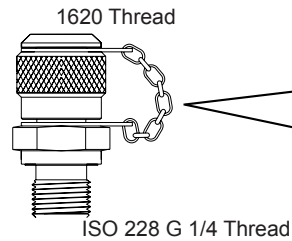
#### WHAT'S INCLUDED

115 VAC to 24 VDC power adapter

## Schroeder Check® Test Points and Microflex Hose Options For TCM:

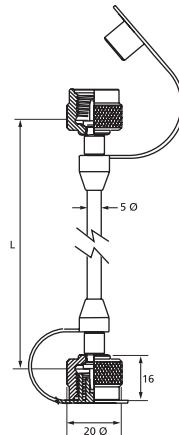
### Schroeder Check® Test Point Recommend For TCM

| G Thread  | Sealing System | Part Number   |
|-----------|----------------|---------------|
| 1/4" BSPP | WD Seal Viton  | SP1620G14WDVM |



### Schroeder Microflex Hose Part Numbers

| Length inches (mm) | P (max) psi (bar) | Part Number  |
|--------------------|-------------------|--------------|
| 6" (200mm)         | 6,500 (450)       | SM4-1620-006 |
| 12" (300mm)        | 6,500 (450)       | SM4-1620-012 |
| 35" (500mm)        | 6,500 (450)       | SM4-1620-035 |
| 71" (800mm)        | 6,500 (450)       | SM4-1620-071 |



580 West Park Road  
Leetsdale, PA 15056 • USA  
p. (724) 318-1100 • f. (724) 318-1200