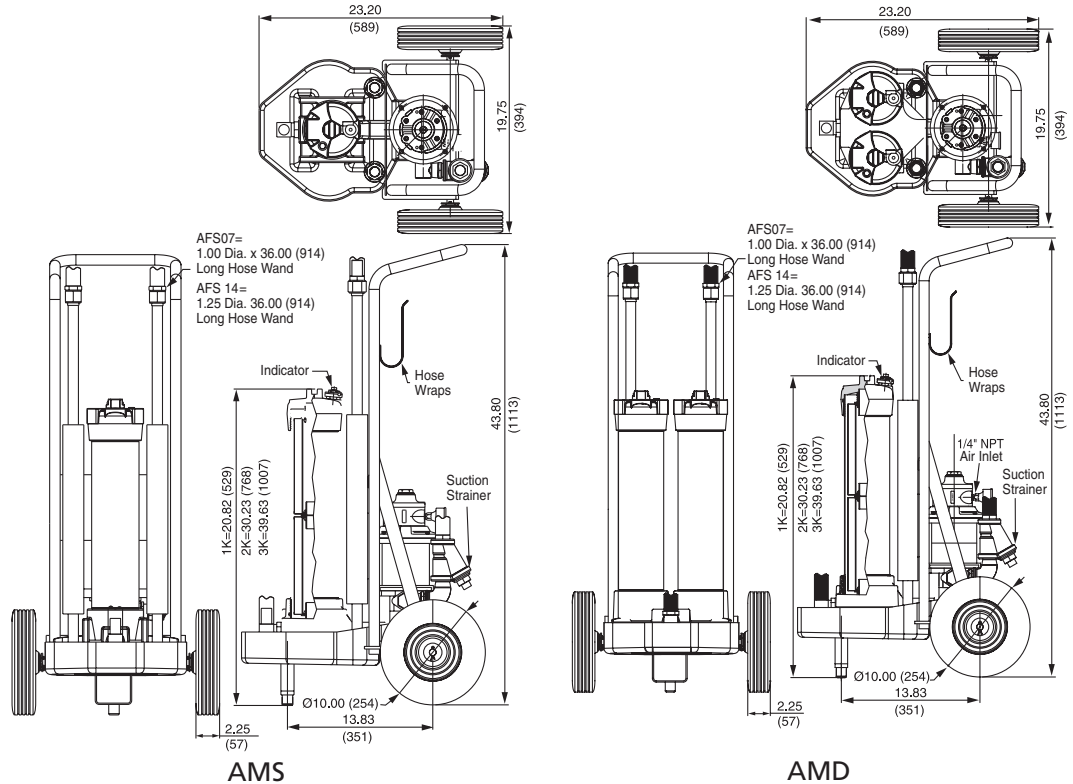


Air-Operated Mobile Filtration Systems



AMS AMD

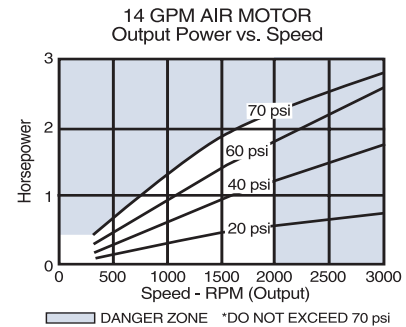
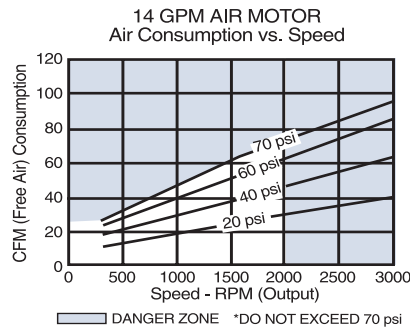
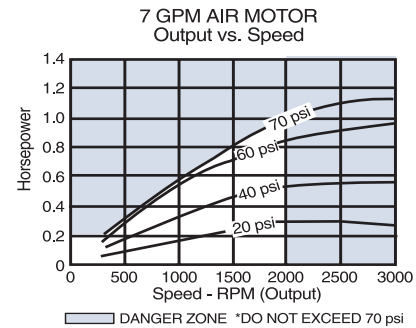
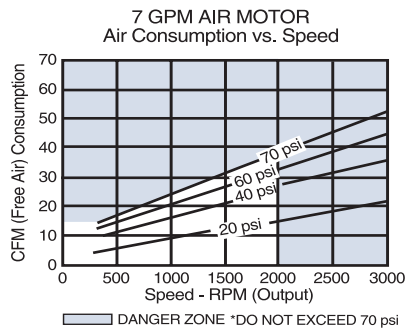


Metric dimensions in ().

Description

Schroeder's AMS and AMD carts feature a pneumatic motor in place of the standard electric motor. The pneumatic motor offers the same flow capability using the same components, but without the need for an electrical outlet. This provides a major advantage in the application of this unit. With no need for an electrical outlet, it is more portable than the standard electric-motored skids and carts.

Because most trucks and industrial machinery are already equipped with an air compressor, a simple connection to the 1/4" NPT port will easily power the 1.5 HP (or 4.0 HP) motor. At 70 psi, and 2000 rpm, this motor consumes less than 40 cfm (70 cfm for the 4.0 HP motor) of compressed air. Because no electricity is used, the pneumatic motor is ideal for working in hazardous environments such as mines.



Note: Performance data represents a 4-vane model with no exhaust restriction.



Air-Operated Mobile Filtration Systems

- Supplementing continuous filtration by system filters
- Cleaning up a hydraulic system following component replacement
- Filtering new fluid before it is put into service
- Transferring fluid from storage tanks and drums to system reservoirs
- Field applications on service trucks

Applications

TCM
TCM-FC
TMU
TPM
TIM

Specifications

Flow Rating:	7 gpm (26.5 L/min) max and 14 gpm (53.0 L/min) max
Maximum Viscosity:	1000 SUS (216 cSt) Higher viscosity version available. Contact factory for details.
Housing Pressure Rating:	250 psi (17.2 bar) max operating ¹ 1000 psi (68.9 bar) min yield
Operating Temperature:	-25°F to 150°F (-29°C to 65°C) ²
Bypass Valve Setting:	Cracking: 30 psi (2 bar)
Material:	Manifold and cap: Cast aluminum Element case: Steel
Compatibility:	All petroleum based hydraulic fluid. Contact factory for use with other fluids.
Element Change Clearance:	8.50 (215) 1K (9, 18 or 27" depending on model configuration)

¹For higher hose pressure applications contact factory.

²For higher temperature applications contact factory.

CTU
TWS-C
ET-100-6
HMG 3000
EWC
EPK
HTB
GS
Trouble
Check Plus

Test Points

Adapters

Hose
Joiners

Microflex Hose

Pressure
Limiters

Pressure
Gauges

Test Kits

Probalizer

Filtration
Station

MFS, MFD

AMS, AMD

KLS, KLD

AKS, AKD

KLC

X Series

MTS

HFS

SVD

TDS

IXU

Appendix

Weights

GPM	AMS-1K lb (kg)	AMS-2K lb (kg)	AMS-3K lb (kg)	AMD-1K lb (kg)	AMD-2K lb (kg)	AMD-3K lb (kg)
7	170 (77)	180 (82)	190 (86)	185 (84)	203 (92)	220 (100)
14	177 (80)	187 (85)	197 (89)	192 (87)	210 (95)	227 (103)

How to Build a Valid Model Number for Schroeder Air-Operated Mobile Filtration Systems:

BOX 1	BOX 2	BOX 3	BOX 4	BOX 5	BOX 6	BOX 7
<input type="text"/>	<input type="text"/>	<input type="text"/>	<input type="text"/>	<input type="text"/>	<input type="text"/>	<input type="text"/>

Example: NOTE: One option per box

BOX 1	BOX 2	BOX 3	BOX 4	BOX 5	BOX 6	BOX 7
AMS	1	09	Z	Z	B	14

Model	No. of Elements*	Element Length	Element Media First Filter	Element Media Second Filter (AMD Only)****	Seal Material	Pump Size (gpm) ¹
AMS	1	09	E**, Z, EWR***	E**, Z, EWR***	B = Buna N	07 ²
AMD	2	18	plus 01, 03	plus 01, 03		14 ²
	3	27	05 10, 25	05 10, 25		

Notes:

1. GPM only valid with fluids up to 1000 SUS.
2. 07 GPM - 50 CFM at 70 psi.
14 GPM - 70 CFM at 70 psi.

*When Box 2 equals 2 or 3, Box 3 must be 09.

**E media elements are only available in 03, 10 and 25 microns.

***Water removal (W) elements are indicated by an "EWR" in the part number and are not followed by a 01, 03, 05, 10 or 25.

****When AMD is ordered, the number of elements, element length, and seals will be identical for both filter housings.